


Alternative Formats Top Facts




2 MILLION people in the UK live with sight loss (1)

360,000 people are registered as blind or partially sighted (1)

There are varying degrees of **sight loss**.

People can register with their local authority as **blind** or **partially sighted**. This is voluntary but gives access to concessions and can help when claiming welfare benefits. 'Blind' does not necessarily mean a person has no sight. Blind people are severely sight impaired but may have some sight.



BRAILLE

is the preferred reading format of

18,000

adults in the UK (2)

1 IN 10

adults in the UK now listen to

AUDIOBOOKS (3)



LARGE PRINT

is usually printed in

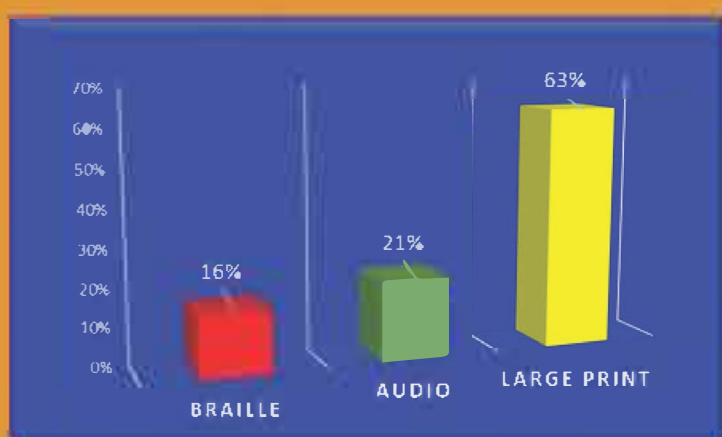
16 to 18

point font size

PREFERRED FORMATS

An American study of over 30,000 readers with sight loss gives an indication of the relative proportion of formats preferred. (4)

Format preference is important, but close to 100% of all these readers will be able to access Audio, making this possibly the most accessible format.



Magazines & Books

Educational materials



Letters & Statements



Health info



ACCESS IS KEY



Labels

7%

Just 7% of all books are currently available in accessible formats. (5) A2i want to help improve Access 2 information for people with sight loss.

References: (1) RNIB's Sight Loss Data Tool Version 3.5, 2017 (2) RNIB, 2009 (3) The Publishers Association, 2017 (4) www.aph.org/federal-quota/distribution-of-students-2016/ (5) RNIB's Availability of accessible publications, 2011



Produced by A2i Transcription Services
Making information accessible www.a2i.co.uk